

You know, people really can do a lot to help use water wisely!

No kidding! Here are more things we can do — and some fun facts to know about H₂O!

CROSSWORD PUZZLE

First, finish the sentences by choosing the correct words from the list. Then, fit the words into the crossword puzzle.


- | | | |
|---------|---------|--------|
| GRASS | SNOW | SAVE |
| POOLS | BREAD | MILK |
| WETTEST | DISHES | GARDEN |
| DRINK | GALLONS | |

ACROSS

- More than 100,000 _____ of water are needed to make an automobile.
- Rinse dirty _____ in a basin of water instead of under a running faucet. Use a basin to wash them, too.
- Mount Waialeale in Hawaii is the _____ place in the world.
- A cow needs to drink 3 gallons of water to make a gallon of _____.
- Choose plants that don't need much water for your _____.

DOWN

- Don't water _____, unless it stays flat after you walk on it.
- Cover swimming _____ to reduce evaporation when they're not being used.
- If you melted 10 inches of _____, you'd get about 1 inch of water.
- It takes 1,400 gallons of water to grow and process the ingredients for a hamburger, french fries and soft _____.
- Low-flow shower heads can _____ water.
- A slice of _____ is $\frac{1}{2}$ water.



A SPECIAL MESSAGE


After you complete the crossword puzzle, find the box that has the same number as the one below each blank. Fill in the blank with the letter from the box.

2 43 21 2 32 24

23 18 9 47 4 44 29

17 40 37 19 23 6 25 27 41

6 22 45 40 8 32 23 43 26



Page 5
1.f, 2.a, 3.b, 4.e, 5.c, 6.d

Page 3

ANSWERS

People who don't save water are all wet!

Special message:
D
A
R
E
N
G
A
R
D
E
N
M
I
L
K
G
A
L
L
O
N
S
D
I
S
H
E
S
W
E
T
T
E
S
T
G
R
A
S
S
P
O
O
L
S

Page 11

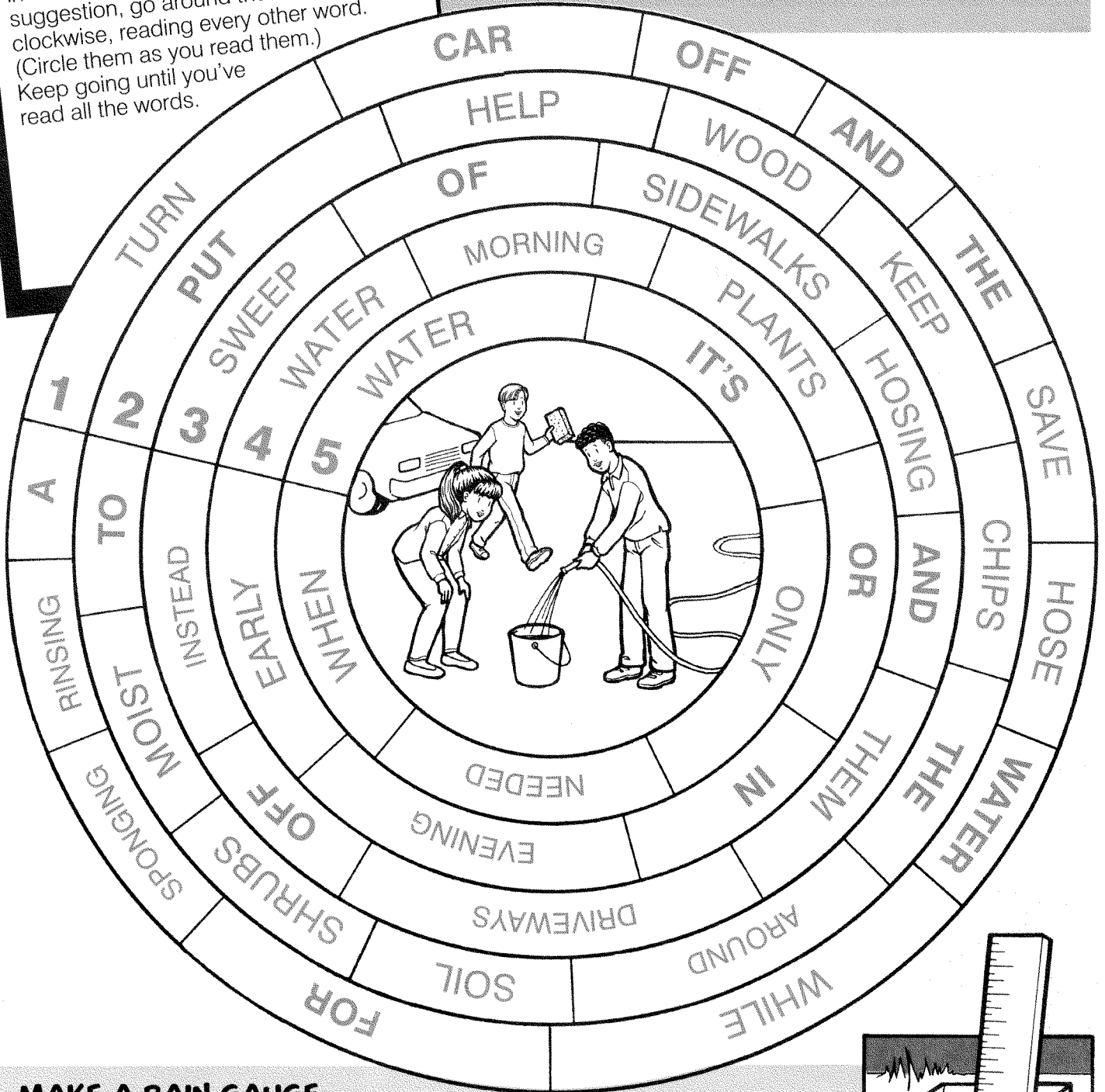
Page 10
1. Turn off the shower while you soap up.
2. Wash only full loads of laundry.
3. If you take a bath, fill only $\frac{1}{2}$ of the tub.
4. Collect rainwater for garden use.

Page 8
1. Turn off the hose while sponging a car and save water for rinsing.
2. Put wood chips around shrubs to help keep the soil moist.
3. Sweep sidewalks and driveways instead of hosing them off.
4. Water plants in early morning or evening.
5. Water only when it's needed.

USE WATER WISELY OUTDOORS


1,000 gallons can run through an outdoor hose in an hour! So, it's no wonder so much water is wasted outdoors.

Some water-saving ideas are spinning in this "water wheel." For each numbered suggestion, go around the circle clockwise, reading every other word. (Circle them as you read them.) Keep going until you've read all the words.



MAKE A RAIN GAUGE

Take a milk carton and cut off the top with a pair of scissors. Then, bury the carton in the ground so that it just sticks out. After the next rainfall, measure the water in the carton with a ruler to see how many inches of rain fell. Do you know how many inches of rain fall every year in your area? Look up your state in an encyclopedia to find out. (It may be less than you think!)



XERISCAPE!

It's pronounced **ZERE-AH-SCAPE**.
And it means landscaping in a way
that conserves water.

WITH YOUR PARENTS, TRY THESE 2 RULES:

1 USE PLANTS THAT ARE
NATIVE TO YOUR REGION
and ones that don't need
lots of water.

2 PUT MULCH
AROUND PLANTS
to hold in moisture.

WHAT FLOWERING PLANTS ARE NATIVE TO YOUR REGION?

If you don't know any, ask the reference librarian at your local library to help you. Draw a picture of 2 native flowering plants. Write the names of these plants under your drawings.

Ask your parents about planting these in your garden.
You'll be saving water!


MAKE SOME MULCH!

There are lots of recipes for mulch.

You can use:

- pine needles
- fallen leaves
- shredded bark
- straw.

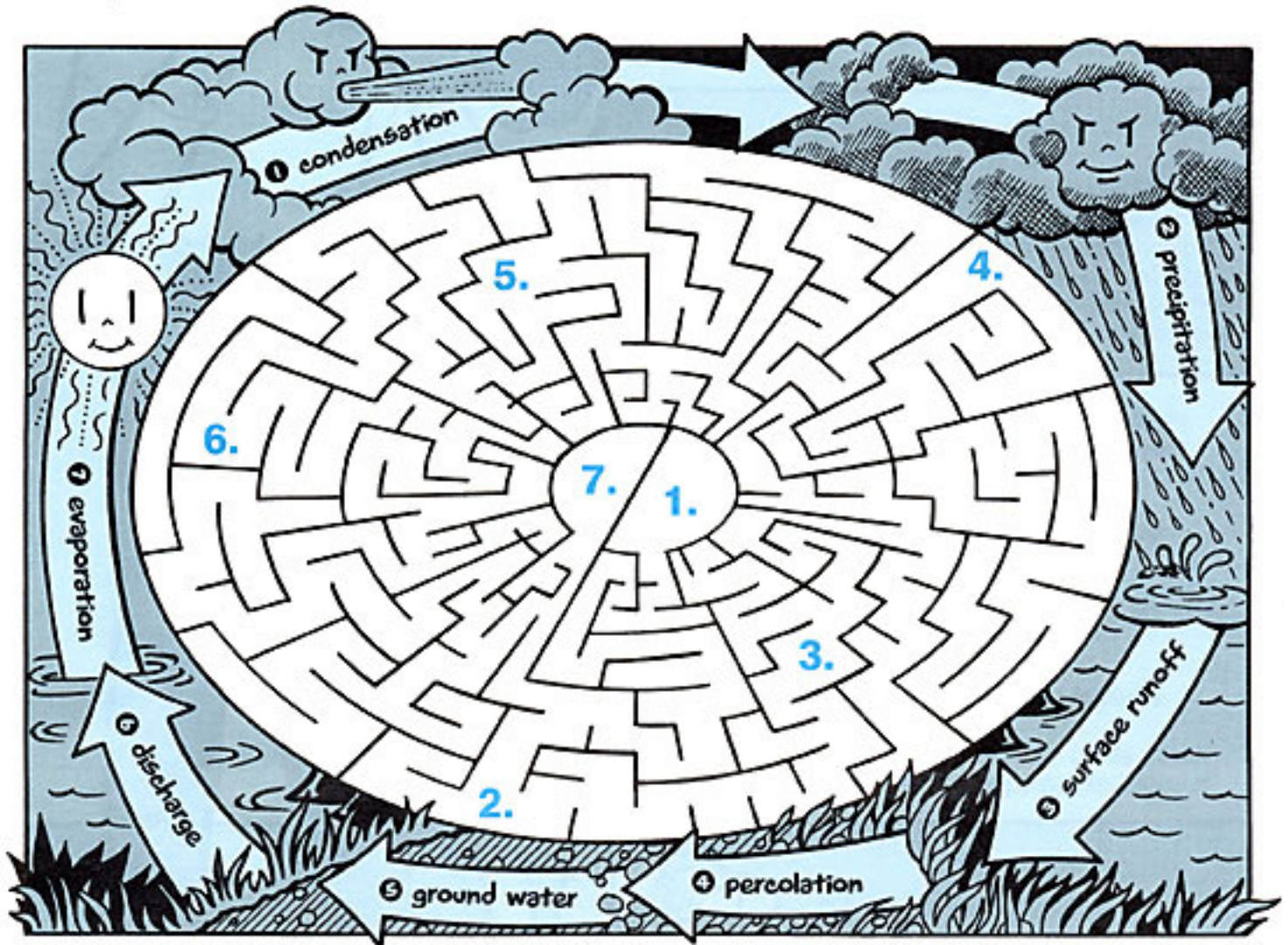
Put your mulch around the soil,
1-2 inches from the base of the plant.



A water molecule is called “H₂O”

It's made of 2 hydrogen atoms (H + H) and one oxygen atom (O). H₂O can be a VAPOR (a gas in the air), a LIQUID (what we usually think of as water or a SOLID (ice).

The sun is the “pump” that keeps water going around and around. To learn more, find H₂O's path through the water cycle, starting in the center at number 1. When you get to each stage in the cycle, read its numbered explanation at the bottom of the page.



- 1 Water vapor gathers in clouds. Wind cools the vapor, turning it into a liquid (rain) or solid (snow, hail or sleet).
- 2 Gravity makes the water fall to earth.
- 3 Some water runs across the land into bodies of surface water -- lakes, streams, oceans, etc.
- 4 Other water soaks (“percolates”) into the ground.
- 5 Percolated water is stored in the ground in “aquifers” (layers of rock, gravel and sand). This ground water slowly moves through the aquifer toward the sea.
- 6 Eventually, ground water becomes surface water, too. For example, it may bubble up through the ocean floor, or appear on the land as a spring.
- 7 The sun heats surface water, turning it into vapor that rises into the sky. And the cycle begins again!